

Shared Dashboard Labels (Client vs. Provider)

Section	Client (CDN User) Content	Provider (P2P Node Host) Content
Overview	<ul style="list-style-type: none">- Bandwidth used- Cache hit ratio- Latency map	<ul style="list-style-type: none">- Earnings summary- Storage used- Peers connected
Performance	<ul style="list-style-type: none">- CDN response times- Traffic by region- Error rates	<ul style="list-style-type: none">- Upload/Download stats- Node reliability score- Bandwidth contribution
Storage	<ul style="list-style-type: none">- Cached files- Storage zones- Expiry rules	<ul style="list-style-type: none">- Stored content breakdown- Most requested files- Auto-purge settings
Activity	<ul style="list-style-type: none">- Purge history- API calls- Traffic spikes	<ul style="list-style-type: none">- Earnings history- Payouts- Node alerts (e.g., downtime)
Settings	<ul style="list-style-type: none">- API keys- Custom domains- Security (DDoS/WAF)	<ul style="list-style-type: none">- Resource limits- Bandwidth throttling- Payout methods



P2P CDN

Overview

Performance

Storage

Purge

Billing & Usage

Settings

Help



Search here...

Client Dashboard View



Jonathan

Hello, Jonathan

Balance in April

\$1,300,-

Monthly Spendings



April
\$ 200.00



Saved*
\$285



March
\$ 150.00



Saved
\$370

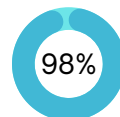


February
\$ 750.00



Saved
\$155

*How much you saved compared to traditional CDNs



Uptime Percentage

98.7 % uptime
Last 30 days



April Insights



Monthly Traffic Usage

Bandwidth Used: 1.2 TB



Requests Served

~ 120k requests per week

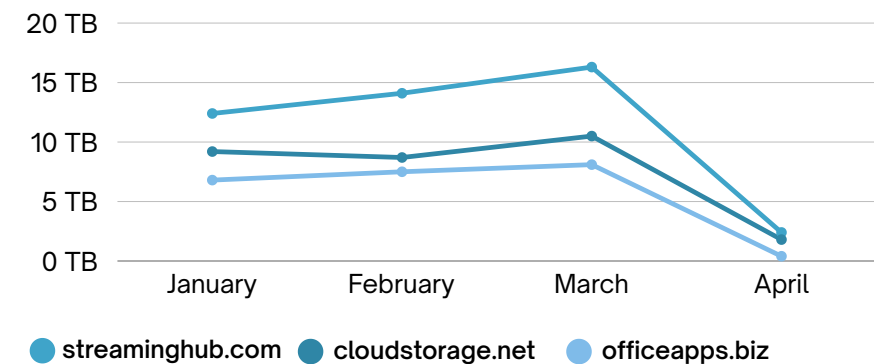


Cache Hit Rate

87% cache hits (13% origin fetches)



Bandwidth Used per Domain





P2P CDN

Overview

Performance

Storage

Purge

Billing & Usage

Settings

Help



Search here...

Provider Dashboard View



Jonathan

Hello, Jonathan

Earnings in April

\$212.8

Monthly Earnings



April
\$212.8



March
\$198.3

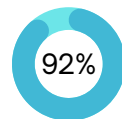


February
\$210.25

MoM Change

+7.8%

Strong recovery
after March dip



Peak Hours Online

92 % uptime
Last 30 days



April Insights



Storage Used

Total: 1580GB

15%



Earnings From Storage

\$145.3

10%



Earnings From Bandwidth

\$67.5

8%

Quick Actions & Alerts



Optimization Tips

- Add 420 GB more storage to max earnings! (Based on 2TB cap)
- Your speed ranks high—try premium tier for +15% rewards.



Alerts


- March had 5 ISP throttles → Consider VPN.

 Overview


 Performance

 Storage

 Purge

 Billing & Usage

 Settings

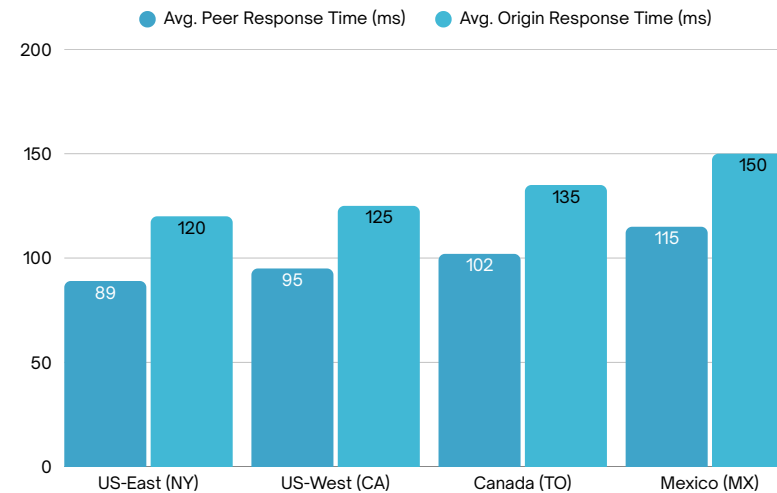
 Help

Statistics

 2025-05-02 - 2025-05-16

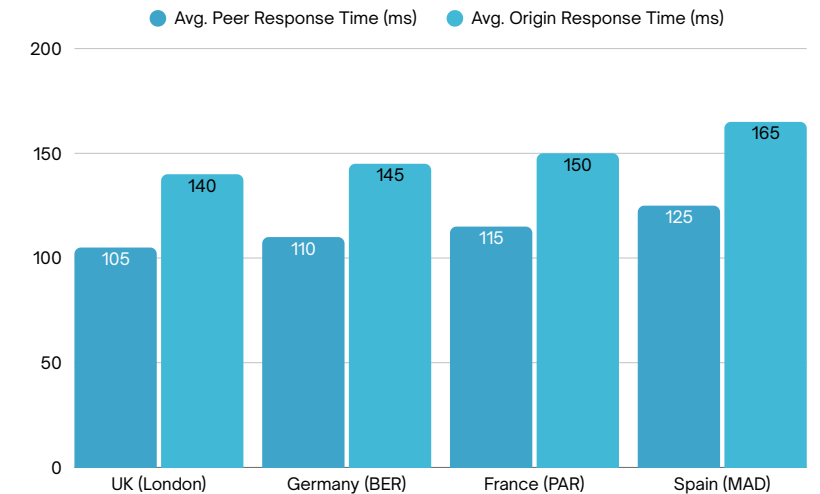
North America, Average Response Time,

Peers are ~25-30% faster than the origin in NA due to dense peer coverage.



Europe, Average Response Time

Peers are ~20-25% faster than the origin in EU, but slightly slower than NA (due to fewer peers in Southern EU).



Performance page continues below

Error Rates (4xx/5xx)

Near-zero errors (<0.02%) despite traffic growth.

Month	Total Requests	4xx Errors	5xx Errors	Error Rate %	Logs
January	110,000	8	3	0.01%	<div>Jan 31, 2024</div>
February	115,000	6	2	0.01%	<div>Feb 29, 2024</div>
March	120,000	9	4	0.01%	<div>Mar 31, 2024</div>
April	125,000	5	1	0.01%	<div>Apr 30, 2024</div>
May	130,000	7	0	0.01%	N/A

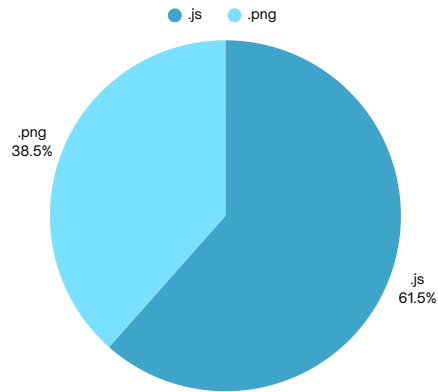
Peak Day (Requests)

1	May 20	25K
2	Apr 5	22K
3	Mar 9	20K
4	Feb 12	18K
5	Jan 14	12K

Requests Served (Traffic Growth)

Month	Requests (k)	% Change
January	98	—
February	112	14%
March	120	7%
April	125	4%
May	130	4%

Cached Files in April



Caching Critical Alerts



Rule Expiring Soon

"Video-Cache" (*.mp4) expires in 2 days.



Inactive Rule

"Winter-Media" was not applied this month.

Storage Zones by Month

Month	Zone Name	Capacity (GB)	Used (GB)	Usage %	Status
January	NA-East	500	320	64%	⚠ Near Capacity
	EU-Central	400	210	52.50%	✅ Normal
February	NA-East	500	380	76%	🔴 High Usage
March	APAC-South	300	240	80%	🔴 High Usage
April	EU-Central	400	180	45%	✅ Normal



Purge URL List

Purging an URL will remove the file from the CDN cache and re-download it from your origin server. Please enter the exact CDN URL of each individual file. You can also purge folders or wildcard files using * inside of the URL path. Wildcard values are not supported if using Perma-Cache.

Required

For example: `https://streaminghub.com/css/style.css`

Purge URLs

Purge URL List


Purging a Pull Zone will completely remove all of its files from cache and force everything to be re-downloaded from your origin. If your zone uses a lot of storage, this might send a large amount of traffic back to your server, so use with caution.

Droplist



Purge Pull Zone


May Insights



Total Traffic, May
1.2 TB




P2P Efficiency
90%



Saved vs. traditional CDN
\$324

Cost Breakdown

Invoice Period	Base Plan Fee	Fallback Cost	Overage Fees	P2P Savings	Total Due
May 1, 2024	\$20	\$15 (120 GB)	\$0	-\$324	\$35
Apr 1, 2024	\$20	\$28 (75 GB)	\$0	-\$128	\$48
Mar 1, 2024	\$20	\$12 (40 GB)	\$0	-\$48	\$32
Feb 1, 2025	\$20	\$10 (35 GB)	\$0	-\$42	\$28
Jan 1, 2025	\$20	\$18 (49 GB)	\$0	-\$50	\$42



Peak Efficiency

89% served by peers
11k requests/hour

May 5th



Active Peers

8,200



15%